



# Turning Times

The newsletter of the  
CASCADE WOODTURNERS ASSOCIATION

DECEMBER 2022 [CASCADEWOODTURNERS.ORG](http://CASCADEWOODTURNERS.ORG)

## PRESIDENT'S MESSAGE

**Happy New Year!** The first meeting in 2023 of Cascade Woodturners Association is at 7 PM on Thursday, January 19th, at the Wild Lilac center. We will try to broadcast the meeting on Zoom, but we really hope you can attend in person. We are trying to make 2023 like our pre-pandemic years, where lots of people come to meetings, see live demonstrators, gossip, participate in “show and tell” and get cheap, interesting wood at the raffle. All that should be happening at our January meeting.

We want to make Cascade better for our members. Please email or call me if you have ideas, suggestions or complaints.

Finally I want to give a great, big “thank you” to **Suzanne Jensen**, Cascade's 2022 President. 2022 was an awful year to be President because we never knew when or how we would be able to meet. Suzanne nevertheless found us excellent demonstrators and kept the club going, ending with a delightful party at our last meeting in November. THANK YOU SUZANNE!



*Harvey Rogers, President*

## IN THIS ISSUE

[Where we meet](#)

[Our 2023 Demonstrators](#)

[Spotlight on Skip](#)

[An Evening with Richard Raffan](#)

[Doug's Tool Tip](#)

[The Oregon Woodturning Symposium](#)

[Dale's Open Shop](#)

[Our February Demo](#)

## OUR JANUARY DEMONSTRATOR

Our January demonstrator is Rick Rich. Rick is an amazing turner: past president of both Cascade and Southwest Washington Woodturners, demonstrator for the AAW and multiple local clubs and events, and author of articles for the *British Woodturning* magazine.

Rick will be demonstrating spindle turning. Most turners these days focus on bowls and vessels, but spindle turning is not only useful, it is fun!

For me one of the most delightful turning experiences I have is [\[continued\]](#)



## TREASURER'S MESSAGE



January marks the beginning of a new year for Cascade Woodturners. It is also the beginning of a new year for membership; it's time to renew! Our membership runs from February to the end of Jan of the following year.

All Cascade members from 2022 should have received an email from Cascade Woodturners titled:

Membership renewal reminder at Cascade Woodturners Association.

The easiest way to renew your membership is to click on the link in that email, where it says "Renew Your Membership, as shown below:

You will need to log into your account\* and then the invoice will immediately come up.

You can pay online either by using PayPal, or if you pass through the PayPal screens, with a credit card.

A friendly reminder that your membership at Cascade Woodturners Association is about to **expire on 7 Mar 2023**

[Renew your membership](#)

Follow suggested actions on your profile screen.

Best regards,

[Cascade Woodturners Association](#)

Besides using our web site you can see me at January's meeting and give me \$35 in cash or a check for \$35. Last but not least, you can mail me a check to 22429 NE234 Court, Battle Ground, WA 98604.

Any questions, give me (Ken Kirkman) a call at 360-991-4056 (cell phone)

\*If you do not remember your password to log in, click the "Forgot Password" on the login screen. Within a day, you will receive an email to reset your password (please note it so as to remember it).

For those who are not members already, you can access the New Member application at the extreme bottom of the Home page of our website.

Thank you,

*Ken Kirkman, Treasurer*

## In-Person Meeting Place

When Cascade meets in person it meets at the Wild Lilac Child Development Center (Wild Lilac), which is located at:

[3829 SE 74th Avenue, Portland, Oregon.](#)

There is plenty of parking on 73rd Avenue, and you can walk right into the meeting room!






## THE SPOTLIGHT IS ON... SKIP BURKE!



I sat down with Skip the other day to chat with him about his journey in woodturning and how he got interested in it. Skip told me that he had given his father-in-law a “starter” lathe which he later upgraded to a mini Jet. After he passed away, Skip decided to see what he could do with the lathe, took a class at Woodcraft and he was off to the land of wood and the joy of turning. He still has the mini but does most of his turning on a Powermatic.

Skip made friends with Howard Borer and Steve Newberry (also members of Cascade), and under their tutelage continued his new hobby. Since Skip was still a “working” MD and had not yet retired he was able to gradually work at turning and gain more knowledge as he went along. He also has a couple of other hobbies which he pursues with equal gusto, so he alternates between growing orchids, fishing and woodturning.



I asked him what his favorite wood to turn was and he immediately said Madrone... but added he also liked maple, fruit woods and exotics like Koa (from Hawaii). He told me his favorite piece to turn is a natural edge bowl, because you get to see the wood in its true context and beauty. He likes wood in its natural form and relies mainly on finishing with Danish Oil or Wipe-on Poly.

Skip has also generously volunteered his time as President in 2016 (as well as VP and Past-President), and most recently as our Mentoring Chair who helps new woodturners connect with someone close to them to help teach them the craft.

Next time you see Skip at a meeting or chapter gathering, stop and introduce yourself and say hello!

*Suzanne Jensen, Past President*



## DALE LARSON'S OPEN SHOP



Open shop January. We will start doing open shop Saturday again in January. **The first open shop of 2023 will be Saturday January 28th.** This is a great resource for new and beginning turners. We always have experienced turners here to help with projects. We spend a lot of time helping new turners sharpen tools. So bring your tools and an idea. If you don't have wood we can generally find wood in my shop. We'll set five or six lathes of difference sizes. For

more info contact Dale.

*Dale Larson, Program Director [woodbowl@frontier.com](mailto:woodbowl@frontier.com)*



## DOUG PIZAC'S TOOL TIP



One of the sanding techniques used is a power drill with sanding pads to smooth the insides and outsides of bowls.

While most change grits via their Velcro fasteners, some use multiple pads each with their own grit. But that means using a key to loosen/tighten the chuck each time. That's fine if you don't have arthritis in your hands which can make using the key uncomfortable or even painful.

One solution is to outfit the keyed chuck with a keyless one that you can get at Amazon, Home Depot, etc. for around \$25.

Just tighten down the keyed chuck and use the motor's forward/reverse to tighten/loosen the keyless jaws by holding onto the chuck.

*Doug Pizac*

## JERRY BAHR DEMONSTRATES IN FEBRUARY

Talented turner and club member **Jerry Bahr** will demonstrate turning and coloring platters at Cascade's meeting on February 16th!





Mark Your Calendars for:

# An Evening With Richard Raffan

at 7p on Thursday, March 9th, via Zoom



by Doug Pizac

Southwest Washington, Cascade, and Northwest woodturning clubs are partnering to bring famed turner Richard Raffan to share his life, work, tips and tricks for their members from his home in Australia via Zoom.

This will not be a demonstration session as his projects and how-to tutorials are readily available on his YouTube channel.

Instead, Richard will be making himself available to us for what will be a special event where he tells us what it was like for him when starting out, how woodturning and tools have changed over the decades, how we can better ourselves at the lathe, and other words of inspiration. A live Q&A session will follow.

Stay tuned for more information and the Zoom link in future newsletters.





## A Note from Dale about our 2023 Demonstrators



We are working to set up a wonderful schedule of demonstrators for 2023 for the Cascade chapter. As of now we have four outside demonstrators that have agreed to travel to Portland to demonstrate. With each of these we are planning to have the Thursday evening chapter meeting followed by a hands on class. With two, Eli Avisera from Israel and Laurent Niclot from France, we plan to also do all day demonstrations. We also have a wonderful lineup of great local turners to see.



This will be our first full year after the pandemic to get back to all live demonstrations. We will do the hands on classes

and the all day demonstrations in my shop. Since we lost the Carpenter's hall we haven't had a place to do the classes. And my new (eight year old shop) is fully insulated and heated, a great improvement over the old dark shop.



Harvey asked me last year to set up demonstrators for 2023. I warned him that I would be spending some of the chapter's money. We have a bunch of money in the bank and it isn't doing any good there. There is an old saying on the farm: Money is like manure, it doesn't do any good unless you

spread it around. Early on Cascade figured out a formula that works pretty good. The monthly evening demo is free to members, that is why you pay your dues. The hands on classes and the all day demos need to come fairly close to paying the daily fee of the demonstrator. The belief being that those that benefit from a class or demo should share the cost. We generally have charged \$25 for the all day demonstrations. We don't have to make money on an outside demonstrator, we just don't want to loose a lot of money. A little is ok, we have a nice bank account. I'll make sure Ken Kirkman doesn't read this paragraph.



The Cascade chapter takes a risk setting up these out of town demonstrators. This will be a year of experimentation. I am asking our members to support these wonderful demonstrators. Over the past 30 years we have had demonstrators from all over the world teach in my shop. For the hands on classes, I will limit them to eight students. If we have a big demand I will try to add an extra day of classes. I have been a member of AAW since 1989 and have many friends around the world. If 2023 turns out to be a good year we will bring in more people in 2024. I have the list of demonstrators that came from the recent survey. Here is the current demonstrator list for 2023 (subject to change if unforeseen problems arise.) We will provide the topics for each demonstrator as their meeting approaches.



*Dale Larson, Program Director*



## Combined Schedule of Demonstrators Coming to Our Local Clubs



Woodturners who live in the Portland/Vancouver metropolitan area are very lucky to have three active woodturning clubs that present demonstrations.

Here's a calendar of currently scheduled demonstrations for Cascade Woodturners Association (Cascade), Northwest Woodturners Association (Northwest) and Southwest Washington Woodturners Association (Southwest):

Date	Topic	Demonstrators	Club
January 12	Chucking methods	Kathleen Duncan and Connie Wall	Southwest
January 19	Spindles	Rick Rich	Cascade
February 9	Tool sharpening	Mike Meredith	Southwest
February 16	Platters and coloring	Jerry Bahr	Cascade
March 9	An evening with Richard Raffan	Richard Raffan	Southwest, Cascade and Northwest
April 13	Embellishments	Brad Stave (includes additional classes)	Southwest
April 20	TBD	Dan Tilden (includes additional classes)	Cascade
May 11	Game of spinning tops	Darcy Tataryn	Southwest
June 8	Lidded bowls	Jim Leary	Southwest
June 15	TBD	Bruce Campbell (includes additional classes)	Cascade
August 17	TBD	Eli Avisera (includes additional classes)	Cascade

### The Oregon Woodturning Symposium

I am the coordinator for the Cascade chapter at the Oregon symposium in Albany March 17-19th, 2023. We will use my Oneway lathe which I will haul down to Albany. I will need someone to take the camera and tripod and cables down. The demo rooms have projectors and we will hook our camera up to the projector. Cascade is responsible for providing camera operators for each session. It is a great job. You get to work with some great demonstrators and get to know them. Send me an email or call and let me know you would like to volunteer as a camera operator. I will have more information as we get closer to the symposium. I encourage all our member that can make it to go. You will meet new friends and learn a great deal about different types of woodturning. And you might spend some money in the vendor show.

*Dale Larson, Program Director woodbowl@frontier.com*



## OREGON WOODTURNING SYMPOSIUM



**When** – March 17-19, 2023

**Where** – Linn County Expo Center in Albany, Oregon (about 90 minutes south of Portland).

**Cost** – \$325

The planning for the 2023 Symposium is well underway. This biennial show was canceled in 2021 due to Covid, but it's back again with a fantastic list of demonstrators and vendors.

**The symposium needs volunteers from Cascade. To help please contact Dale Larson, who is managing Cascade's participation. You can reach Dale at [woodbowl@frontier.com](mailto:woodbowl@frontier.com).**

### What it is:

The symposium includes five demonstration rooms, a large vendor area, an Instant Gallery, an auction, and a raffle. Each demo room has four demos on Friday and Saturday, and two on Sunday, so you will be able to see all the demonstrators. A dinner Saturday night is catered and will feature a raffle for a lot of great prizes donated by our vendors.

Albany is an easy drive from Portland, and the facility is well-suited for our event. Two hotels are on-site with reasonable rates.

Cascade will sponsor one of the demo rooms which means we are responsible for outfitting the room with a lathe, grinder, audio/video support, and other items needed by the demonstrator. As a result, Cascade will receive a stipend for that support. Each room has ten demo sessions over the 2 ½ days, and for each demonstration, we will need the support of an A/V operator and an assistant.

### Why Attend:


This is a great opportunity to learn from the best. There is something for all, from beginners to advanced turners. Beginners will learn how to make the best cuts and advanced turners will see different ways to enhance your work to make it stand out.

You will also see the latest in woodturning equipment, tools, and jigs. Attending the symposium is your chance to be up close and personal with the demonstrators who are very open and easy to talk with. Plus, you will get to see old friends and meet many of the best turners in the area.

### What Is Needed:

Like our club, the symposium is put on by volunteers, and the symposium is a huge event. Volunteers will receive a symposium t-shirt, and the club will get a stipend depending on how the symposium finances work out.





#### For Cascade we need:

- Setup -Setup is on Thursday, so we need to transport all our equipment to Albany and get it set up.
- Demo Support – For each of the ten sessions, we provide the A/V support and supply a “helper” who makes sure the room is set up properly and the demonstrators have what they need.
- Tear-Down – The show ends Sunday at noon at which time we pack up and move our equipment back home.

**To volunteer to help with Cascade’s responsibilities at the symposium please contact Dale Larson, who is managing Cascade’s participation. You can reach Dale at [woodbowl@frontier.com](mailto:woodbowl@frontier.com).**

#### Symposium Support Volunteers are also needed:

- Raffle Tickets Sales (6 sessions)
- Instant Gallery Monitor (20 sessions)
- Registration Booth Support (21 sessions)
- Grand Prize Drawing Organizer
- Auction Support (10 sessions)
- Transportation – Driving demonstrators from and back to the airport

**To volunteer to support the symposium please also contact Dale at [woodbowl@frontier.com](mailto:woodbowl@frontier.com).**

#### Demonstrators

A few of the slated demonstrators have been here before and have commented about the quality of the event and the friendliness of the local clubs and their members. Signed up to date are Stuart Batty Cynthia Gibson, Eric Lofstrom, Keith Gotschall, Trent Bosch, Mike Mahoney, Stuart Mortimer, Nick Cook, Nick Agar, Rebecca DeGroot, and Sally Ault. These are all well-known professionals that are the best at what they do.

#### Vendors

The vendor list is still growing and currently includes D-Way Tools, Big Monk Lumber, Niles Bottle Stoppers, WoodturnerPRO Software, Woodturners Wonders, Trent Bosch, and Woodcraft (Eugene).

## CASCADE'S NEW BOARD



The following people have been elected to the Cascade Woodturners Association Board of Directors for 2023:

NAME:	POSITION:	EMAIL:
Harvey Rogers	President	HarveyRogers@gmail.com
Kevin Jesequel	Vice President	Kevinjesequel@msn.com
Steve Walgrave	Secretary	woodsven13@gmail.com
Ken Kirkman	Treasurer	kenpegkirkman@gmail.com
Dale Larson	Program Director	woodbowl@frontier.com
Suzanne Jensen	Past President	suzannejensen@bellsouth.net
Gary Borders	At Large	gbborders@comcast.net
Joyce Botsch	At Large	joycebotsch@comcast.net
Kathleen Duncan	At Large	woodspinner@gmail.com
Len Otto	At Large	len@honoryourpast.com
Steve Strawn	At Large	strawns156@gmail.com
Gerald Stutts	At Large	Gdstutts@sbcglobal.net

## MORE ABOUT CASCADE

Cascade Woodturners Association is an Oregon non-profit corporation that is qualified under Section 501(c)(3) of the Internal Revenue Code.

More information about Cascade is available on its website, which is:

[CascadeWoodturners.org](http://CascadeWoodturners.org)

In 2023 Cascade expects to meet once a month, except December, at the Wild Lilac Child Development Center, which is located at 3829 SE 74<sup>th</sup> Avenue in Portland, Oregon. Most meetings are likely to be in-person, but also broadcast on Zoom.

Cascade supports its activities with member dues, which are \$35 a year. You can become a member of Cascade on our website by clicking [here](#). Members receive some benefits that are not available to the general public.

### Most recent board meeting:

Cascade WoodTurners held the first general Board meeting of the year on January 3, 2023. Minutes from this meeting are available on the Cascade website, in the 'Members Only' section.



## OTHER WOODTURNING CLUBS IN OUR AREA



### Northwest Woodturners

Meets on the first Thursday of each month.  
The next meeting will be in February 2023.  
Northwest's calendar of events is [here](#).



### Southwest Washington Woodturners

Meets on the second Thursday of each month.  
The next meeting will be in February 2023.



### Willamette Valley Woodturners

Meets on the second Thursday.

## Willamette Valley Woodturners

## CASCADE'S SPONSORS



**Gilmer Wood Company**

[Gilmerwood.com](http://Gilmerwood.com)



**Klingspor Abrasives, Inc.**

[Klingspor.com](http://Klingspor.com)



**Milwaukie Hardwoods LLC**

[Milwaukiehardwoods.com](http://Milwaukiehardwoods.com)

**ROCKLER**

**Rockler Woodworking and Hardware**

[Rockler.com](http://Rockler.com)

EST 1928  
**WOODCRAFT**

**Woodcraft Supply LLC**

[Woodcraft.com](http://Woodcraft.com)



**Woodcrafters Woodworking Supplies**

[Woodcrafters.us](http://Woodcrafters.us)

(Continued from Page 1)

successfully shaping a spindle blank using the skew, leaving the wood so smooth any sanding would be an insult. Rick is an expert at this! Rick writes:

“My demo will cover copy turning in spindle work. I will start with turning a spindle exercise (Combination Cuts, A-1, 7-a) and then a small footstool leg (Fig 248). Because spindle work isn't anything new, I won't try and recreate the wheel. I will be using diagrams from the very early 1900's.

“The source of these are from old textbooks on wood turning. The first exercise, Combination Cuts, is from A Course in Wood Turning, published in 1919 by Archie Milton and Otto Wohlers, both high school woodworking teachers.

“The footstool project is found in Elementary Turning, published in 1907 by manual arts instructor Frank Henry Selden.

“Both books, free for download on the internet as public domain, contain series of exercises developed for the purpose of teaching a correct use of the tools.

“The footstool allows the practice of copy turning with a story stick for repeatability for turning several nearly identical legs. Copy turning of spindles helps develop efficiency of motion and correct use of tools. It is also very enjoyable.”

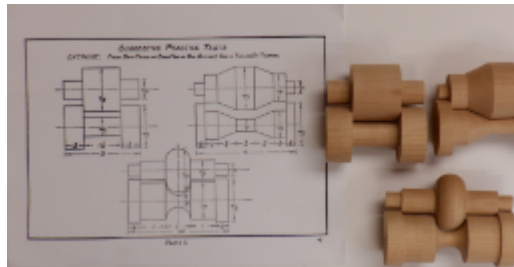


## 158 ELEMENTARY TURNING

You should, if possible, have a sufficiently definite idea of the design you are to make to allow of first outlining the piece, as shown in Fig. 248. Footstool Leg. Size of stock 1 1/2 inches square by 8 inches long.

The next step is to turn each end as shown in Fig. 249. Fig. 249. First Step in Turning Footstool Leg.

Fig. 250. Second Step in Turning Footstool Leg. 250. This method will help you to proportion the various parts. Finish by turning the long curve, completing the design, as shown in Fig. 248.



I hope you can come and watch Rick at Wild Lilac. It should be useful, informative, and better yet, fun!

