



Turning Times

The newsletter of the
CASCADE WOODTURNERS ASSOCIATION

March 2024

CASCADEWOODTURNERS.ORG

PRESIDENT'S MESSAGE

Last month we saw our first in-person meeting of 2024 and were entertained with an excellent demonstration by Cascade member, Dave Gutschmidt. Dave not only showed us how he turns a natural edge bowl, but also demonstrated how he lays-out and carves 3 feet to give his bowls lift without adding visual weight. Click [here](#) to see some of Dave's work.

Last month's show and table was overflowing with awesome pieces from our members. I am sorry that we did not have time to allow everyone to tell us about what they brought. I did overhear many great discussions around the table before the meeting. I will make sure that we have time this month for you to tell us all about the pieces you bring.

This month we will be joined by another Cascade member Kathleen Duncan, who will demonstrate how she turns fine finials and incorporates them into other pieces.

We are now less than 2-1/2 months from the symposium and still in need of volunteers. Please consider lending a hand if you are able. You do not need to be a symposium attendee for many of the volunteer spots. An hour or two of volunteering and another couple of hours spent wandering the instant gallery and vendor showcase would make for a very nice day out. Spouses and friends are welcome to volunteer for many tasks as well.

We would like Cascade members to flood the Empty Bowls Table at this year's symposium. Please consider turning one or ten bowls to donate. All proceeds will go directly to the Sunshine Division, a local food pantry associated with the Portland Police Bureau.

If you have bowl blanks, rough outs, or cores to donate to the raffle for other members to turn for the empty bowls fundraiser at this year's symposium, please bring them to the meeting. See you then!

Happy turning,

Kevin Jesequel, President

IN THIS ISSUE

[Our March demonstrator](#)

[Our April demonstrator](#)

[The AAW Symposium](#)

[February's great show and tell](#)

[Our June demonstrator](#)

[Ordinary things](#)

[Dale's corner](#)

[Pizac's tool tips](#)

[Our February demonstrator](#)

[Book review](#)

[About Cascade](#)



THIS NEWSLETTER HAS LOTS ABOUT THE AAW SYMPOSIUM



CLICK ON THESE LINKS TO GET MORE INFO ABOUT THE SYMPOSIUM:

[GENERAL INFORMATION ABOUT THE SYMPOSIUM](#)

[VOLUNTEERS ARE NEEDED](#)

[HOW TO VOLUNTEER](#)

[DALE'S THOUGHTS](#)

[HELP A PORTLAND AREA FOOD BANK AND CONTRIBUTE TO EMPTY BOWLS](#)

Remember to register by April 5th before the cost increases!

OUR APRIL DEMONSTRATOR IS STEVE NEWBERRY!



Steve Newberry

is not only our Vice President, an acknowledged master of *HTHDHDT**, and a demonstrator at the upcoming AAW Symposium, he is also our April Demonstrator!

Steve writes:

My more technical of two AAW Symposium demonstrations this May will be a multi-axis

teapot. I'll rehearse the demonstration at Cascade Woodturners' April meeting.

I conceived this idea while watching Dale Larson demonstrate turning a sphere. I was thinking out loud about what else I could turn if I used the spigots upon which the initial sphere was turned. Dale suggested an off center doughnut chuck. I've been contemplating and re-designing the project for two years.

Please join us in April and feel free to offer project and presentation suggestions.

*Steve Newberry,
Vice President and April demonstrator*

**HTHDHDT=How the Hell Did He Do That?*



OUR MARCH DEMONSTRATOR IS KATHLEEN DUNCAN!



Kathleen Duncan is amazing. She's a past president of Cascade, a former AAW board member, a leader in Women in Turning, and a turner of elegant and delicate objects.

She turns a variety of things – everything from large bowls to delicate Christmas ornaments, magic wands to spinning tops, and gnomes to spheres.

After retiring from her position at Washington State University in 2014, she got into piercing: not noses and ears, but turned wood.

She uses a dental drill to make intricate designs

in small vessels with a wall thickness of about 2 mm.

At our March meeting Kathleen will demonstrate the turning of three delicate and graceful pieces: a thin

finial, a trembleur, and a pierced, natural edge ornament umbrella!

Kathleen was featured in **Suzanne Jensen's** excellent "Spotlight" article in Cascade's [October 2023 newsletter](#), and you can see more of Kathleen's work on her website:

KathleenDuncan.com



FEBRUARY SHOW AND TELL, PART ONE

We had a wonderful show and tell at the February meeting. That combined delightfully with the excellent pictures taken by our new Cascade photographer, **Jim Piper**. Thanks to Jim and all who brought pieces! ([more on the next page](#))




Al Stickel
Koa with copper rim



Al Stickel
Maple burl, elm, wipe on poly



Bill Karow
Textured spalted maple



Dave Gutschmidt
Douglas Fir, walnut oil



Dennis Tanner
Maple



Don Jensen
Sweet gum, friction polish



Dale Larson
Nested Sphere



Don Jensen
Ash, pierced, friction polish



Dale Larson
Nested sphere, madrone



Dennis Tanner
Maple



Dale Larson
Nested sphere, maple



Eric Messenger
Maple, pierced with transparent dyes
laquer and gilding

FEBRUARY SHOW AND TELL, PART TWO

Here's the second set of pics from February's awesome show and tell:




Ira Erbs
Burl, food-grade friction polish and oil



Kathleen Duncan
Maple, pierced and oiled



Kathleen Duncan
Beaded bowl, cherry, walnut o



Kathleen Duncan/Bill Luce
Maple, pierced, bleached, OSMO oil



Neill Seigel
Scrap block series, oil



Roger Bennett
Sycamore



Rob Vogtman
Walnut, CA finish




Rob Vogtman
Walnut, CA finish



Skip Burke
Burl owl



Skip Burke
Apple burl



Scott Davis
Walnut, holly, lotus pod
glass & watercolors



Scott Davis
Walnut, holly, lotus pod
glass & watercolors



THE AAW SYMPOSIUM IS COMING TO PORTLAND!

AAW's 38th International

Woodturning Symposium

May 23-26, 2024 | Portland, OR

The AAW International Woodturning Symposium is the biggest woodturning event in the world and has something for everyone, no matter your experience level. Click [here](#) for more information. Register by April 5 to save \$50!

Internationally Renowned Demonstrators – Top woodturners from around the world will be demonstrating for woodturners of all skill levels.

World's Largest Woodturning Trade Show – All your favorite woodturning and woodworking vendors will be in one place giving you a hands-on look at the latest and greatest products.

A Sense of Community – Connect with a welcoming community of woodturning hobbyists, professionals, artists, collectors, and vendors.

Gallery, Exhibitions and Auctions – The largest and most unique display of awe-inspiring wood art from around the world

Two Ways to Attend – Register for full access to all the demonstrations, gallery, auctions and trade show, or attend just the trade show and gallery for free.



Chapter Discount – 35 Cascade members have received discount codes for the symposium. If you didn't get one and you asked for one, please contact me. If you didn't ask for one and now think you want one, contact me and I'll see if the AAW will give us more codes.

Benefit the Sunshine Division food pantry and Participate in Empty Bowls! – Click [here](#) for more info.

This is an amazing opportunity for woodturners who live near Portland. And several of our members are demonstrating or otherwise playing major roles in the symposium. Try to attend if you can, the AAW symposium isn't likely to be near to us again for years.

Click [here](#) for information on volunteering to help at the symposium.

Harvey Rogers, Newsletter Editor





VOLUNTEERS NEEDED FOR THE AAW SYMPOSIUM

The AAW Symposium is May 23-26 in Portland. *Dale Larson* is the AAW'S local lead for the symposium. The demonstrator schedule for the symposium is now available at <https://www.aawsymposium.org/schedule>. You can use it to make sure that your volunteer activities do not interfere with seeing the demonstrations you really want to see.

LOCAL LEADS FOR MERCHANDISE AND SPOUSE CRAFT ROOM NEEDED: *Dale Larson* writes:

"We still need to lead persons for Merchandise and Spouse Craft room. Basically, Merchandise is helping in the AAW booth selling AAW T-shirts, books and other items. Spouse Craft room is being a host for the out of town spouses that wish to work on their craft and socialize with other abandoned spouses. If you have a spouse or friend that would like to help out in these roles please let me know." You can call Dale or email him at woodbowl@frontier.com.

VIDEOGRAPHERS AND STREAMING TECHNICIANS: *Steve Walgrave* is the local lead for videographers and streaming technicians, and Steve needs volunteers. *The window to apply closes on February 15th and there is a special procedure for volunteering to be a videographer or streaming technician.* To do that go to <https://www.woodturner.org/Woodturner/Events/Calls-for-Entries.aspx>

Click on the box that says "Apply Now" and then fill out the form. If you have questions please call or email Steve Walgrave at swalgrave@comcast.net

RAFFLE ASSISTANTS: *Steve Newberry* is the local lead for the symposium raffle. He writes: I'm leading the raffle effort for the AAW symposium in Portland the last week of May this year. Most of the volunteer positions are for two people to sit at the raffle table for 1.5-2 hour shifts selling tickets, although the last two positions involve selling tickets just prior to the banquet. I have a total of 28 positions to fill and would greatly appreciate volunteers to help with this effort.

AAW was greatly impressed with the willingness of local Woodturners to help during the 2018 symposium. This is one of the many reasons Portland is considered a great venue for this event.

REGISTRATION ASSISTANTS: *Sarah Livingstone* is the local lead for registration. She writes:

I am looking for volunteers to assist with registration. You will be handing out packets, badges and greeting attendees along with other simple things. This is a fun and easy way to get involved. Symposium registration is not required so please encourage your spouse or others interested to volunteer some of their time.

You can sign up for shifts on line, and you will receive a free volunteer T-shirt for you efforts. 24 volunteers are needed for Thursday 's pre-registration, 16 for Friday, and a few for Saturday/Sunday. Shifts are 2.5 hours.

VENDOR SAFETY

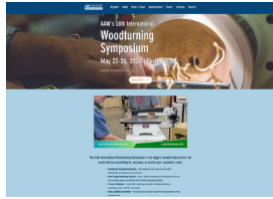
I (Harvey Rogers) am the local lead for vendor safety. This is a great way to help the symposium *and* spend extra time in the vendor area drooling over tools.

To volunteer, click [here](#) or read the next page.

SIGNING UP TO VOLUNTEER AT THE SYMPOSIUM

Please volunteer to help at the Symposium! To volunteer:

1. Go to the symposium website: <https://www.aawsymposium.org/>



2. Go down to "Info and Resources" and click on the blue box that says "Volunteer."



3. When the "Volunteer" page opens click on the red "Sign Up" button. That will take you to the "Sign Up Genius," an online program that lets you pick what you would like to do as a volunteer, and schedule when you will do it.

Click on the volunteer options that interest you, and sign up for available slots.

If you have questions or problems with the Sign Up Genius please email Sue Madden at skmadden@asu.edu

If you click on the orange text with the title of the volunteer activity Sign Up Genius will show you a brief description of what a volunteer for that activity will do. If you have questions more questions about what you will do as a volunteer, please contact the local lead for that area. The local leads are:

- Raffle- Steve Newberry
- Instant Gallery- Kathleen Duncan
- Wood- Mike Meredith and Dave Wood
- Tool Room - Gary Borders
- Video- Steve Walgrave and Roger Crooks
- International Demonstrators- Kevin Jesequel
- Shipping- Dale Larson
- Volunteer Booth- Adam Cox
- Registration- Sarah Livingstone
- Youth-Larry Curry
- Vendor/Safety- Harvey Rogers
- Grinder set up- Don Jensen
- Moving crew-Brett Williamson

The demonstrator schedule is at <https://www.aawsymposium.org/schedule>.

OUR FEBRUARY DEMONSTRATOR WAS DAVE GUTSCHMIDT!



Cascade Woodturners member Dave Gutschmidt gave an excellent demonstration at our February meeting, showing how he turns natural edge vessels and lays out and carves their feet.



BOOK REVIEW

Myrtlewood Memoirs by Terry Woodall

This book will appeal to wood artists here in the Northwest. Terry Woodall is a world renown wood carver who lives and works in Coos Bay Oregon. Disclosure: I own three of Terry's carvings: the whale that hangs from the ceiling of my shop, a wonderful bull elk and a salmon carved out of a piece of drift wood. I have known Terry for close to thirty years. He is a warm and generous person.

This book has two main threads. It covers the history of the harvesting and use of myrtlewood along the southern Oregon and northern California coast going back to the late 1800's but mostly from about 1930 on. Terry covers who all the main players were and what part they played in converting myrtlewood to useful products. And he covers the decline of the individual owner/myrtlewood shops along the coast.

Terry then covers the development of his skills as a woodcarver. He started in a mass production carving business where he learned the skills and tools needed to carve this dense wood. He also learned the business side of the myrtlewood trade. Terry has been an active promoter of myrtlewood helping organize many events around this theme. Terry has traveled around the world including Japan and Russia doing exhibitions of his carvings.

The book can be purchased from www.terrywoodall.com for about \$20.

Dale Larson, Program Director

OUR JUNE DEMONSTRATOR IS JIM PIPER!



Jim Piper was supposed to be our January demonstrator but nasty, cold weather has postponed his demo until June. Jim is an amazing wood artist, has been on the cover of the *American Woodturner*, and has received a bunch of honors for his turning and embellishment.

When I asked him what he would demonstrate Jim wrote:

“I’d like to start by showing a few photos of my work, and talking about what inspires me in both form and texture, and how I use unexpected and unlikely inspirations. For example: an upturned barrel cactus in the Grand Canyon; Eroded sandstone. A fallen bird’s nest inspired the top of a box for a show “Boxes to Die For” that I was invited to show in.



Several years ago I was inspired to discover some of the Whys of Woodturning - otherwise referred to as The Physics of Woodturning. I think it will benefit everyone. For example: why we

are attracted to one form over another. Richard Raffan refers to a chain suspended from two points, and how and why it creates a beautiful, more comfortable curve to follow. When that curve is turned 90 degrees, it creates a beautiful vessel or bowl profile.



Max Brosi leaves a curve no more than a mm in height in a textured surface to define a beautiful sweeping curve around a vessel. Avelino Samuels carves very symmetrical spiral curves with much more depth. Both are equally

beautiful, organic forms.

I will have tools to demonstrate most of the textures I like to create. Outlining with a wood burner, creating more depth with a rotary carver and refining the details with a wood burner.



In addition, I will have paints and brushes to show depth and detail of carving, and why the shape of the brush is important.”




Jim was featured in **Suzanne Jensen’s** excellent “Spotlight” article in Cascade’s [November Newsletter](#), and you can see more of Jim’s marvelous work on his website:

www.jimpiper.com



Last newsletter I wrote about trying to make a whimsical apron hanger for my wife. As I described in the last newsletter, I got her input at all stages and she told me she liked the result. Except... when it was all done she said it was too small. 😞 I'm glad she gave me that input when she did, since I was making a pair: an apron hanger for one side of the kitchen window and a towel holder for the other.



Once my grouchiness subsided I decided this was a great opportunity too fool around with design and technique, while still getting wife-points for working on something she wants me to do.

The new one needed to be bigger, and I liked the idea of having an image in a round focal point. So I decided to have that focal point be a platter. I found a couple of pieces of 11"X2" wood of uncertain type (maybe myrtle) that had been hanging out in my shop for years, so I turned two 10" platters.

I decided to make the towel holder first, and to have it support two towels. For the too-small-apron-hanger I attached a diamond shaped piece of wood to the round frame, and put the apron peg in the diamond. I liked the way that looked, but I needed two pegs, one on either side. To support the diamonds I cut a 1/4" deep dado in the back of the platter, attached two diamonds (made from the corners of the square platter blanks) to a piece of 1/4" plywood, and screwed that into the dado on the back of the platter.

The platter design gave me an excuse to play with my latest toy: a laser engraver. Using a laser engraver meant the image would only have dark brown and lighter brown colors, so I needed to find an image that would be visible, decorative and whimsical - but just brown.



While dithering about what that would be, I noticed my wife doodling on a scrap of paper. She has doodled

the whole time I have known her (more than 50 years now), and often makes the same doodle: a smiling woman's face with a bunch of curly hair.

I decided to use that, so I scanned one of her doodles and transferred the scanned image to my laser engraver's software. I made a border with "Today is a gift - Seize the day" on it. Both are mottos that seem to grow more appropriate the older I get. I then engraved the image and letters on the face of the platter. I again used an aluminum french cleat to mount the towel rack to the kitchen wall. I'm pleased with the result and so is my wife. And she *has not* said it is too small... yet.



Harvey Rogers, Newsletter Editor

DALE LARSON'S CORNER

Open shop:

We will do open shop on Saturday March 30th starting at 9 am. We had 13 turners here on Feb 24th and turned a bunch of wood.

Open shop is a good chance for new and beginning turners to get some help with their projects. I like to say: We have no standards, everyone is welcome.

We spend a lot of time helping new turners sharpen tools. So bring your tools and an idea. If you don't have wood we can generally find wood in my shop. We'll set up five or six lathes of different sizes.

Email me if you need directions.



The AAW Symposium:

The planning for the symposium May 23-26 at the convention center in Portland is ramping up. We had a committee meeting March 12th. As of then 840 members have registered to attend. This number is above what was projected and things all appear to be on track for a very nice symposium. The next important date is April 5th when early registration ends and the chapter discount period ends. Make sure you use your chapter discount by then and save the \$40. You can then spend an extra \$40 in the vendor show on that new lathe you certainly need!

If you are coming to the symposium consider donating some finished bowls to the Empty Bowls project. This is the annual fundraising event that AAW does at the symposium. The bowls all sell for \$25. In 2018 we raised over \$6000 for the local Meals on Wheels program. This year the money raised will go to the Sunshine Division, a local food pantry associated with the Portland Police Bureau.

And please consider volunteering to help out somewhere during the symposium. It simply takes a lot of volunteers to make the symposium a success. It is easy to volunteer. Just [click here](#) for the details. Here are some of the main areas that volunteers are needed:

Videographers. This is the one place where signing up gets you a free registration. You can sign up on the computer then Tom Lawson, the video coordinator will interview you. He is looking for members with video experience.

Video moving crew. Two rooms at the symposium are set up to live stream the demonstrations. During the breaks between demonstrations we need to move the "old" demonstrator out of the video room and move the next demonstrator's tools into the video room. This is a good place to volunteer because you don't miss any demonstrations and you get to deal directly with the demonstrators.

Youth room. We need lots of help during the youth classes with an adult needed on each youth lathe. Help get the next generation addicted to woodturning.

One of the great benefits of volunteering is that you get to work with the demonstrators from around the country and over seas. It is a chance for you to talk to the demonstrators and see if they are interested in coming to your chapter to do demonstrations in the future.


See you at the symposium!

Dale Larson, Program Director, woodbowl@frontier.com

DOUG PIZAC'S TOOL TIPS


Tip No. 1:

MMAGNETS – what a wonderful invention. Put them on your machines to hold rulers/cords, or glue to pencils for each station such as the lathe, bandsaw, drill press, etc. to always have one handy.



Tip No. 2:

As a wood harvester for this club and others, I've found many/most people who help chainsaw downed trees – including myself – do not always make their cuts parallel to the others. This creates blanks and rounds that are not straight which wastes a lot of time in the shop correcting the mistakes made in the field. The result in lost wood roughing it away, sometimes inches, to true up sides. I have found a way – at least for me – to be more productive and less wasteful by simply hot gluing a cheap level on the top of my chainsaw. By following the level at the entry start, my cuts are now straight and vertical which saves a lot of time and wood at the bandsaw and on the lathe afterwards.



Doug Pizac



Info About Cascade

Click on the following links to find out more about these topics:

[MEMBERSHIP RENEWAL](#)
[USING CASCADE'S WEBSITE](#)
[MEMBERSHIP CARDS](#)
[HAVING TROUBLE PAYING ON THE WEBSITE?](#)
[BOARD OF DIRECTORS AND MORE INFO](#)
[WHERE WE MEET](#)

WHERE WE MEET

When Cascade meets in person it meets in the gymnasium at Wild Lilac Child Development Center ("Wild Lilac").

Wild Lilac is located at 3829 SE 74th Avenue, Portland, Oregon. The gym is off of 73rd Avenue, and parking is easiest off of 73rd Avenue.

[Here](#) is a link to a map showing where Wild Lilac is located.



Please Renew Your Membership

Your membership in Cascade runs from February 1 through January 31. If you have already paid your membership dues for 2024, thank you!

If you have not, please consider paying them before your membership expires. Our dues are only \$35/year, and they help the club bring quality woodturning events and supplies to you.

Renewing your membership is easy. Current members will get a reminder email, and you can just click on the link in the email, log in, and renew. Or you can go to our website (www.cascadewoodturners.org), scroll to the bottom of the page, and click where it says to click. You can pay through the website, bring a check to the next meeting, or contact **Steve Strawn**, our Treasurer.



Join Cascade now!

Click [HERE](#)

Remember the Cascade Website? Do you know what's on it? Do you know how to get to it? It's there for you!



Cascade Woodturners Association



Members of Cascade Woodturners Association enjoy making all kinds of different objects using a lathe. The pictures on the left illustrate work sent in by some of those members for the "show and tell" part of our recent monthly meetings.

The Cascade WoodTurners website is a resource for you to use as often and as much as you like. As an Active (paid subscriber) member you have full access to the info and web resources of the club. You can look up contact info for other members, view past recorded demonstrations, view Show & Tell photos, and much more. Following is a list of the many things the website contains.

But first, if you don't remember your password, or

have never logged in, contact me either at 503-997-6378 (text please) or swalgrave@comcast.net.

I will have the website send you an email (to your listed email address) with a new password. Log in with your email address and the supplied password. Then it is suggested that you immediately click on "Change password", right next to your name at the top left of the page, and change your password to something that you might remember (maybe even write it down somewhere). The email with the temporary password will come from

'Cascade Woodturners Association<admin@cascadewoodturners.org>'

so it should show in your inbox, but you may have to check your junk file if you don't see it.

Home Page – The Home page has some info and some photos pertaining to the Association and it's meetings. Most importantly though it has the links to the other pages, in this banner:



Just click on any item in this banner to get to the respective page .

Also from the Home page, one can click on your name and update your personal information, get your membership card, set your preferences and view your current and past invoices. Also, if you wish, you can upload photos of your work into your personal photo albums for others to view.

This page also has the link to change your password (top left near your name).



Using Cascade's Website, page 2

Events – This page will list the upcoming scheduled demonstrations, as well as a listing of the past events for the past couple of years.

Gallery of Member Work – This page has links to pictures of the Show & Tell items that have been displayed during our meetings for the past year or two. These pictures are also a great source of inspiration and ideas for projects and personal challenges.

Newsletters – This page has links to the current as well as many many past newsletters.

Members Only – This page is a sub-menu page only available to members who are logged in, and includes the following:

- **Member Directory** - This will link you to the member directory where you can find information and contact info on other members, as well as view their personal photo albums if they have some
- **Information provided by demonstrators and Video Links** – This page has links to recordings past meetings and demonstrations where available, as well as links to handouts, supply lists, articles, sketches and other info.
- **CWA Store** – This is where you can order available wood turning and finishing supplies as well as pay for them and leave notes pertaining to delivery/pickup. Available supplies include, sand paper and discs, CA glue and activator, EndSeal, and walnut oil.
- **Forums** – There are two Forums, the Q & A Forum, for questions and responses relative to any woodturning issues (open to all members), and the Buy & Sell forum which is devoted to listing items for sale and/or wanted to buy. Note that in either forum you can click on the “Subscribe to Forum” and you will then be email notified of entries to the forum on the day following their entry, and thus keep up to date on the forum, or on particular topics as selected.
- **Minutes of Board Meetings** – This page has links to minutes to all of the Board Meetings for the past several years.

 Hovering over this symbol will show links to the following:

- **Supporters and Discounts** – A listing of the vendors who offer discounts to CWA members or who support the Association.
- **Join Us** – A link to the online enrollment form, for those who are not yet members.
- **Donate** – A link to the Donate form for deductible contributions to CascadeWoodTurners Association.
- **Contact** – A listing of all current Officers and Members of the Board as well as meeting location info.
- **About Cascade** – The current Association Bylaws, in their entirety.

Steve Walgrave, Cascade Secretary

CASCADE MEMBERSHIP CARDS



To All Members, if you have renewed your membership and want a current membership card, they are available on line on our CWA website.

1. Sign into your account on the CWA website: Cascade Woodturners Association - Home (wildapricot.org)



Cascade Woodturners Association

2. At the top of the Home page, click on your name.
3. This brings you to your profile page.


My profile

[Edit profile](#) [My directory profile](#)

[Profile](#) [Privacy](#) [Email subscriptions](#) [Member photo albums](#) [My event registrations](#) [Invoices and payments](#)

Membership details

Membership card



[Image optimized for smartphones](#)

[Printable PDF](#)

4. Here you have the option of creating: (just click on the one you want)
 - a. a downloadable image onto your smartphone
 - b. a printable PDF file that you can print out and then cut and laminate, etc.
5. This is also an opportunity to ensure that all of your profile information is up to date. If you change any of your info, make sure to "Save" before exiting.
6. If you have trouble contact me, or contact Harvey Rogers and ask him to print yours out for you.

Steve Walgrave, Secretary

TROUBLE PAYING CASCADE USING PAYPAL?



Several people have had trouble paying Cascade's dues and shop purchases because they don't have PayPal accounts.

Wild Apricot, our website and membership system, is supposed to allow you to use a credit card to pay even if you don't have a PayPal account, but that option can be hard to find, and require some clicking about. You want to find a screen that looks like this:

When you get to that screen, click on



And you should be able to pay using your credit card. If that doesn't work and you would still like to pay on line, rather than bringing a check or cash to our Treasurer, Steve Strawn, please click on

[Cancel and return to Cascade Woodturners Association](#)

The system will create an invoice. Email me and tell me you want to use a credit card to pay, and I should be able to send you an email that will let you do that.

Harvey Rogers, Newsletter Editor

EMPTY BOWLS

Each year at the AAW International Symposium, AAW members create and donate woodturned bowls (and other turned items), which are sold in the symposium's Instant Gallery to raise money for a selected local nonprofit in the city hosting the symposium.

Large or small, each bowl costs only \$25 and 100% of the proceeds from the sale of bowls benefits the nonprofit. The AAW has changed this year's recipient for the proceeds from the Empty Bowls program to the the Sunshine Division, a local food pantry associated with the Portland Police Bureau.

The Cascade board is challenging each and every one of you to turn and donate a bowl for this wonderful program at this year's symposium here in Portland. They do not need to be large (8" +/- would be fantastic). If you need wood for this, come to a meeting and I am sure you will find several suitable blanks on the raffle table between now and the symposium. Likewise, if you have extra blanks, rough outs, or small cores, consider bringing them to a meeting for the raffle. Lets flood the donation tables at this year's symposium!



Kevin Jesequel, President



CALENDAR OF COMING EVENTS

Date	Cascade Demonstrators	Club	Topic
March 21	Kathleen Duncan	Cascade	Finals, trembleurs and piercing
April 18	Steve Newberry	Cascade	Multi-axis teapot
June 20	Jim Piper	Cascade	Form, texture and inspiration
July 18	Craig Timmerman	Cascade	Club demo
July 19	Craig Timmerman	Cascade	All day demo
August 15	John Beaver	Cascade	Club demo
August 16	John Beaver	Cascade	All day demo
August 17	John Beaver	Cascade	Hands-on class
October 17	Mike Jacofsky	Cascade	Club demo
October 18	Mike Jacofsky	Cascade	All day demo
October 19	Mike Jacofsky	Cascade	Hands-on class
Northwest Demonstrators			
April 4	Rob Vogtman	Northwest	Router embellishing
May 2	Seri Robinson	Northwest	Turning spalted wood
Jun 6	Rick Rich	Northwest	3-legged stool
July 4	No meeting, 4th of July holiday	Northwest	
August	No meeting, auction/picnic	Northwest	
September 5	Mike Meredith	Northwest	Thread cutting
October 3	John Vaeth	Northwest	Photographing your turnings
Southwest Demonstrators			
March 14	Rick Rich	Southwest	Gardening stool demo
March 16	Rick Rich	Southwest	Stool class, part 2
April 11	Brian Harte	Southwest	Goblets
May 9	Kevin Jesequel	Southwest	Hollow turning
June 13	Larry Wan	Southwest	Tips, tricks and turning gifts
July 11	John Beechwood	Southwest	Turning tulips
August 8	Kathleen Duncan/Rick Rich	Southwest	Green, thin turned bowl
September 12	A famous woodturner	Southwest	And a barbecue!
American Association of Woodturners 2024 Symposium in Portland			
May 23 to 26	AAW Symposium in Portland!	Everybody	Demonstrators, galleries, exhibitions and a huge trade show.

Northwest Woodturners: meets on the first Thursday. It's calendar is [here](#).

Southwest Washington Woodturners: meets on the second Thursday. It's website is [here](#).

Willamette Valley Woodturners

Meets on the second Thursday. Its website is [here](#).



Willamette Valley Woodturners



CASCADE'S 2024 BOARD OF DIRECTORS

The following people have been elected to serve on the Cascade Woodturners Association Board of Directors for 2024.

Kevin Jesequel, President

Steve Newberry, Vice President

Steve Walgrave, Secretary

Steve Strawn, Treasurer

Dale Larson, Program Director

Harvey Rogers, Past President and newsletter editor

Joyce Botsch, At Large

Ian Harding, At Large

Gary Borders, At Large

Gerald Stutts, At Large

Kathleen Duncan, At Large

Brett Williamson, At Large

Len Otto, At Large

Bill Karow, At Large

MORE ABOUT CASCADE

Cascade Woodturners Association is an Oregon non-profit corporation that is qualified under Section 501(c)(3) of the Internal Revenue Code.

More information about Cascade is available on its website, which is:

CascadeWoodturners.org

In 2024 Cascade expects to meet once a month, except December, at the Wild Lilac Child Development Center, which is located at 3829 SE 74th Avenue in Portland, Oregon. Most meetings are likely to be in-person, but also broadcast on Zoom.

Cascade supports its activities with member dues, which are \$35 a year. You can become a member of Cascade on our website by clicking [here](#). Members receive some benefits that are not available to the general public.

Most recent board meetings:

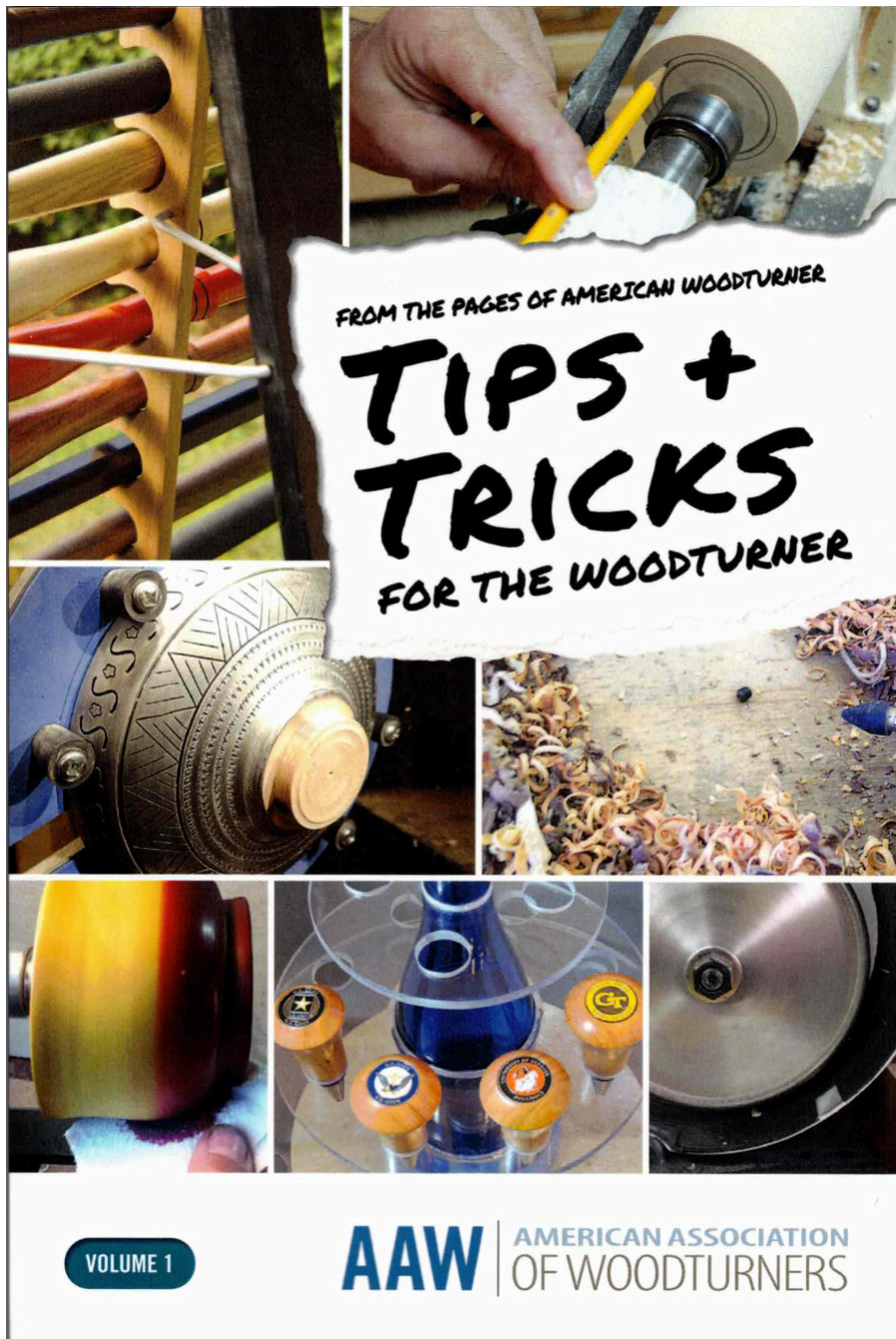
Minutes from Cascade's recent board meetings are posted on the Cascade website, in the 'Members Only' section. The most recent board meeting was on January 10, 2024 and the minutes will be posted on the website. If you have topics for that board meeting please contact Secretary Steve Walgrave or President Kevin Jesequel.

A NEW LIBRARY ADDITION

Tips + Tricks for the Woodturner

Filled with an amazing array of tips from the pages of *American Woodturner*, *Tips + Tricks for the Woodturner* is a compilation of some of the best tips submitted over many years. Some you will find useful, others you likely will not, and then there is the occasional gold nugget that makes you say, "Dang! I need to do that!" but you won't know until you browse through the pages of this very useful book. I liked it so much I bought my own copy, and I had the luxury of an extra month – courtesy of an ice storm – to browse through its pages.

Len Otto, Librarian



CASCADE'S SPONSORS



Oregoncarbidesaw.com



Gilmer Wood Company

Gilmerwood.com



Klingspor Abrasives, Inc.

Klingspor.com



Milwaukie Hardwoods LLC

Milwaukiehardwoods.com



Rockler Woodworking and Hardware

Rockler.com



Woodcraft Supply LLC

Woodcraft.com



Woodcrafters Woodworking Supplies

Woodcrafters.us

Our club now has copies of this brochure. Please pick some up from Len Ott and distribute them wherever people might like to find out about woodturning in our area.



Three Woodturning Clubs

in the Portland, OR, and Vancouver, WA, areas are ready to welcome new members and those who are interested in our work.



Most of our woods are USA born renewables from downed trees to keep them from becoming firewood whereupon we turn them into useful objects, toys, works of fine art, etc. And because they are made locally, we are not subject to foreign supply chain issues.

Watch local, national and international woodturners demonstrate how they make their works of art in-person.

Basic and advanced classes on turning are available.

