



Turning Times

The newsletter of the
CASCADE WOODTURNERS ASSOCIATION

April 2023

CASCADEWOODTURNERS.ORG

PRESIDENT'S MESSAGE

We are now between Oregon symposia. [The Oregon Woodturning Symposium in Albany just concluded](#), and the American Association of Woodturners Annual Symposium will be in Portland next year! While we decompress from Albany and await Portland we have lots of good turning stuff for your enjoyment.

[Dan Tilden from Medford will be demonstrating natural edge bowls at the club meeting on April 20th](#), and there will be two hands-on sessions at Dale's shop on Friday the 21st and Saturday the 22nd. Both hands-on classes are currently full, but Dale keeps a waiting list and people occasionally drop out, so contact Dale if you would like to go.

[Jerry Bahr will be demonstrating turning and coloring platters in May.](#)

[Elizabeth Weber will be showing how to turn and texture lidded boxes in June.](#)

Then comes July, which is our annual auction. Gary Borders has managed it for the last three years, and he will do it again this year. **Gary needs a helper, who will take over the auction in 2024.** The auction is a major revenue source for the club, and a great way to get wood, tools and finished pieces for yourself. **Please contact Gary and volunteer!**

Once we survive the auction the rest of the year should be awesome. **Dale Larson** has scheduled **Eli Avisera, David Williams, Laurent Niclot** and **Bill Karow**.

Turn joyfully,

Harvey Rogers, President

IN THIS ISSUE

[Opportunity to teach turning](#)

[Spotlight on Gerald Stutts](#)

[Our April Demonstrator](#)

[Dale's Corner](#)

[Our May Demonstrator](#)

[The Oregon Woodturning Symposium](#)

[Our June Demonstrator](#)

[Mauricio Kolenc from Uruguay](#)

[Lathes for Sale](#)

[School grants](#)

[Where we meet](#)

THE OREGON WOODTURNING SYMPOSIUM

Cascade was responsible for one of the demonstration rooms at the Oregon Woodturning Symposium in March in Albany, Oregon. **Dale Larson** managed the room and recruited volunteers to work in the room and otherwise help with the Symposium. **Steve Walgrave** was our Tech Czar, and set up and operated the cameras and sound for our demonstrations. Both did their jobs very well. **Thank you Dale and Steve!**





FROM OUR TREASURER



Club Name Tag:

"Hi, how are you doing? You look familiar but I just cannot remember your name." Has this ever happened to you? We have the solution.

For five bucks you may have a Cascade Woodturners name tag. Email Phil.Lapp@phil.lapp@yahoo.com with your name and city or catch Phil at a meeting with the information in

print along with your \$5. Phil will have a name tag for you by the next meeting. Make sure you mention you are a member of Cascade Woodturners.

If You Haven't Already, Please Join or Renew for 2023:

You can join Cascade or renew your membership on line. Just go to our website (cascadewoodturners.com), scroll to the bottom of the page, and click where it says to, or you can just click [here](#):



Join Cascade now!

Click [HERE](#)

You can pay online either by using PayPal, or if you pass through the PayPal screens, with a credit card.

Besides using our web site you can see me at a meeting (our next in-person meeting isn't until April) and give me \$35 in cash or a check, or you can mail me a \$35 check to 22429 NE234 Court, Battle Ground, WA 98604.

Any questions about nametags or membership, give me (Ken Kirkman) a call at 360-991-4056 (cell phone)

Thank you,

Ken Kirkman, Treasurer

WHERE WE MEET IN PERSON

When Cascade meets in person it meets in the gymnasium at Wild Lilac Child Development Center ("Wild Lilac").

Wild Lilac is located at 3829 SE 74th Avenue, Portland, Oregon. The gym is off of 73rd Avenue, and parking is easiest off of 73rd Avenue.

[Here](#) is a link to a map showing where Wild Lilac is located.



THE SPOTLIGHT IS ON... GERALD STUTTS!



Gerald Stutts is an At-Large Member of the Cascade Board. Gerald is currently working to see if our club can get more involved demonstrating the *joy of woodturning* to the public through our participation in Fairs and other events similar to our demonstrations at the Gresham Arts Fair.

Gerald went to a junior college and then into the Navy and then got a degree in Mechanical Engineering. He spent 31 years with the Navy where he worked on missile launching systems.

Gerald and his wife were married in 1987 and they lived here in the NW for a short time while he worked at Swan Island. He was part of a tech team working to install a missile launching system on a Navy ship, and they

decided the Northwest would be their home in the future!

He and his wife finally retired and moved here in 2016 leaving hot, sunny Ventura, CA to make their new home here in Washington, preferring the NW weather and terrain.



Gerald got the turning bug after seeing his nephew turn a lamp on his father's metal lathe in 2006. His first lathe was a Sears Craftsman and he then progressed to an old Powermatic and on to a Vicmarc.

Gerald recently built a 36X48 shop/office/"extra" room, where he hopes to put many of his salvaged and rebuilt machines to good use. He said the first pieces he made were done with "just scraping", but since then he has done a lot of YouTube videos on turning and discovered how to use more tools (gouges) to

cut the wood. Gerald prefers making utilitarian pieces such as bowls and platters (see pics), but is looking into embellishing with patterns, pyrography, and textures.

We look forward to Gerald being a valuable member of Cascade (and also helping those of us who are less knowledgeable about the mechanical workings of our equipment - namely me). We also look forward to seeing more of his turned work on Show & Tell!

Suzanne Jensen, Past President



DAN TILDEN DEMONSTRATES AND GIVES WORKSHOPS IN APRIL



Dan Tilden turns wonderful pieces in Ashland, Oregon. He will be our demonstrator on April 20th, and will also do hands-on workshops on Friday, April 21st and Saturday April 22nd. Dale Larson is handling registration. You can find out more on our website by

clicking [here](#) or [here](#).



Dan writes:

Hello woodturners! I am very excited to visit the Cascade Woodturners again, my favorite club to demonstrate and turn with!

I will be demonstrating one of my many Natural Edge Hollow Forms I've experimented with designing that are unique to me. I haven't decided exactly what piece I'd like to demo for

you, I might try a piece I've never demonstrated before.



So we'll keep it a surprise for now and just know it'll have some bark somewhere on a hollow form.

I'll start with what inspired me to create the piece I'll make, probably with a slideshow.

Then I'd like to demonstrate the piece with you all explaining each step, answering questions, and showing you my techniques that work for me. So: I'll be demonstrating making a Natural Edge Vessel!



PICS FROM CASCADE'S ROOM AND THE INSTANT GALLERY AT THE OREGON WOODTURNING SYMPOSIUM



PICS FROM CASCADE'S ROOM AND THE INSTANT GALLERY AT THE OREGON WOODTURNING SYMPOSIUM (CONTINUED)



There is a formula for determining what is universally considered to be a safe lathe speed for a given diameter of wood. That formula is that the lathe speed times the diameter of the wood should equal a number between 6000 and 9000 (6" diameter X 1200 RPM = 7200).

This is widely accepted, yet when a new turner posts on a forum about tear-out, the first response from numerous turners is to turn up the lathe speed. They offer this advice without even questioning the poster's current lathe speed.

While it is common for new turners to run the lathe slower than those with more experience and confidence, there is a much better and safer piece of advice that could be shared with them: "slow down the speed at which you are moving the tool across the wood".

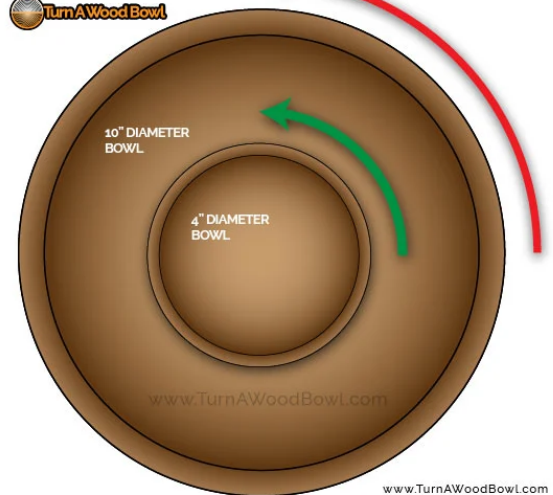
Of course, there may be other factors contributing to tear-out such as tool sharpness, lack of bevel contact, or cutting in the wrong direction for the orientation of the grain, but if those factors are all remedied, moving the tool more slowly across the wood will greatly improve the finish off of the tool, and do it more safely than just cranking the speed dial to the right.

Kevin Jesequel, Vice President and Safety Officer

[Note: the image in this article came from an article [here](#), which also discusses these issues.]

WOOD LATHE SPEED

LARGER BOWL TRAVELS FASTER



WOODTURNING SCHOOL GRANTS

Oregon Woodturning Symposium announces....

The fourth biennial Oregon Woodturning Symposium recently announced, as part of their youth outreach, the 2023 Young Woodturner Grant Program. The Oregon Woodturning Symposium convenes every other year to promote the art and craft of woodturning. Attendees watch and learn from professional woodturners for a three day gathering including displays of gallery quality woodturned art, tool and wood vendors and much camaraderie with other woodturners. Part of the mission of the 501(c)3 group is to support young woodturners and promote the fun of woodturning. This year four \$1,000 grants will be awarded to four area schools that have a need for tools, materials or educational opportunities to support their woodturning program. Applications can be obtained by emailing: msc6990@gmail.com – please include *OWS Grant* in the subject line of your email.

Applications are due by May 31, 2023.

Grant recipients will be notified by July 15th, 2023.



SCHEDULE OF DEMONSTRATORS COMING TO OUR LOCAL CLUBS

Here are currently scheduled demonstrations and events for Cascade Woodturners Association (Cascade), Northwest Woodturners Association (Northwest) and Southwest Washington Woodturners Association (Southwest):

Date	Cascade Demonstrators	Club	Topic
April 20	Dan Tilden evening demo	Cascade	Natural edge design
April 21	Dan Tilden hands-on class	Cascade	Natural edge design
April 22	Dan Tilden hands-on class	Cascade	Natural edge design
May 18	Jerry Bahr evening demo	Cascade	Turning and coloring platters
June 15	Elizabeth Weber evening demo	Cascade	Boxes
July 20	Annual Club Auction	Cascade	Good stuff
August 17	Eli Avisera evening demo	Cascade	Club demo of off-center turning
August 18	Eli Avisera all day demonstration	Cascade	All-day demo, various topics
August 20	Eli Avisera hands-on class	Cascade	Hands-on class, students get to pick topics!
August 21	Eli Avisera hands-on class	Cascade	Hands-on class, students get to pick topics!
September 21	David Williams	Cascade	Resin infused wood and turning a box
October 19	Laurent Niclot demo	Cascade	miniature hollow forms and ornaments
October 21	Laurent Niclot all day class	Cascade	hollowing a sphere, spiral carving, French tools, multi axis turning.
November 16	Bill Karow	Cascade	Turning a basic shape, power carving, texturing and ebonizing.
Northwest Demonstrators			
April 6	Brad Williams	Northwest	Stabilizing wood & Turning Epoxy
May 4	Mike Meredith	Northwest	Finishing
July 6	Steve Newberry	Northwest	Teapots
August 5	BBQ Picnic and Auction	Northwest	Food and good stuff
Southwest Demonstrators			
April 29	Rick Rich	Southwest	Bowl turning class \$80 (see the club's April newsletter for info)
May 11	Darcy Tataryn	Southwest	Game of Spinning Tops
June 8	Jim Leary	Southwest	Lidded Bowls
July 13	Brad Stave demo	Southwest	Embellishments
July 15	Brad Stave class	Southwest	Embellishments
August 10	Kathleen Duncan demo	Southwest	Finials
August 12	Kathleen Duncan class	Southwest	Finials
September 14	John Furniss demo	Southwest	John is a blind turner who has appeared on TV
November 9	Larry Wan	Southwest	Christmas toys

JERRY BAHR DEMONSTRATES IN MAY

Talented turner and club member Jerry Bahr will demonstrate turning and coloring platters for Cascade's meeting on May 18th! Click [here](#) for more info.



DALE LARSON'S CORNER



I will be hosting an **open shop on April 29th** starting about 9 am. This is a great resource for new and beginning turners, and fun for more experienced turners. We spend a lot of time helping new turners sharpen tools. So bring your tools and an idea. If you don't have wood we can generally find wood in my shop. We'll set up five or six



lathes of difference sizes. Email me if you need directions.

OWS Thanks: Thanks to our members for helping set up on Thursday afternoon. Thanks to all the members that helped assemble the raffle lathe. Thanks all the members that stepped up to do the video in our room and finally thanks to all the members that pitched in to help tear down our room and clean it up. We were loaded and ready to go by 1pm.



Finally, thanks to our members that provided transportation for the demonstrators. A good team effort!

I will have an all day demo at my shop on May 27th by Mauricio Kolenc from Uruguay. Mauricio is stopping here in Oregon on his way to demonstrate at the AAW Symposium in Louisville. Click [here](#) for more information.

Ask yourself: when will I get a chance to see a demonstration from someone from Uruguay?



Dale Larson, Program Director - woodbowl@frontier.com

Roger Dirx is **selling his REVO Laguna 12 x 16 lathe**. He's the original owner, and says the lathe is in like-new condition and works great. I've upgraded to a larger lathe.

The lathe will come with all the original equipment along with some extras.

Included:

- | | |
|-------------------------------------|-------------------------------------|
| 1 Instruction Manual | 1 Face plate 1" x 8 Spindle threads |
| 1 Tool Rest 8" long | 1 Live Center MT2 Taper |
| 1 Four prong drive center MT2 Taper | 1 Breaker bar |
| 1 Knock out bar | |

Extras:

- 1 10" Bed Extender for outboard turning up to 16". NEVER USED. \$175.00 Value.
- 1 Solid drive center MT2 Taper Value \$20.00 Value.
- 1 1" Nylon washer

Asking price \$1100.00

Roger is member of the Willamette Valley Woodturners Club in Salem, Oregon who lives in Turner, Or.

Roger Dirx. 503 743 3104

Kevin Jesequel writes:

Carl Asch's family is selling the bowl lathe that he made. It appears to be designed after the John Nichols / Denver Ulery lathes.

Carl was a millwright before he retired and took up woodturning and he built a solid lathe! Here's some specs, 35" swing, 1.5hp DC motor with reversable variable speed control combined with 5 pulley positions for low speed torque. 1-1/2x8 spindle thread, #2 MT. No tailstock. Comes with a drawer full of faceplates and misc. accessories. Not sure how much it weighs, but I couldn't budge it when I tried.

It does have wheels that engage when the feet are cranked up, so it should move into your shop relatively easily.

Located in Ridgefield, WA. Only \$500!

If interested, contact Carl's son, Jeff at 206-552-1721.





FROM STARBOND

If you've ever wondered whether you can use our glues as a woodturning finish, the answer is yes! There are three commonly used clear glues, though you could also use the colored glues if you wanted to try something different!

Our **Super Fast Thin (EM-02)** is the **gold standard for woodturning finishes**. Not only does it seep down in to the smallest cracks and voids, it provides a wonderful gloss to any piece when polished.

The **Heavy-Thin (EM-40)** is a woodturners' favorite. They prefer it for the **slightly more viscous** glue that **makes it easier to work with**, since the Super Fast Thin runs like water. The Heavy-Thin is more akin to olive oil in consistency, which makes it simpler for beginners and also means you need to do less coats!

The last glue we want to mention is the **Flexible Medium-Thick (KEG-500)**. Far more viscous than the other glues we've discussed, and rubber toughened, **this glue is preferred by pen turners**. The rubber in the glue helps make the coating far less likely to crack when dropped, since it will provide some shock absorption.

Whichever glue you decide to use, we know you will make amazing things! Try them out and see for yourself why Starbond is known for quality and performance.



CALLING ALL SEGMENTED TURNERS




Segmented Woodturners

Chapter of the American Association of Woodturners

A leading international non-profit organization advancing both the art and craft of segmented woodturning through educational activities for all interested parties from beginners through studio artists.

Exploring Possibilities



From the Segmented Woodturners Club of the AAW:

We are an AAW affiliated club that focuses strictly on segmented woodturning. We currently have about 480 members and we are eager to add more.

Our membership fee is a reasonable \$25 per year; the gallery is worth that amount alone. We have an active website with friendly critiques on work. Many members follow along projects that are engaging and fun. Our membership includes Malcolm Tibbetts (our original President) and Jerry Bennett (the inventor of the Wedgie Sled). For more info go to: www.segmentedwoodturners.org

CASCADE'S BOARD



The following people have been elected to the Cascade Woodturners Association Board of Directors for 2023:

NAME:	POSITION:	EMAIL:
Harvey Rogers	President	HarveyRogers@gmail.com
Kevin Jesequel	Vice President	Kevinjesequel@msn.com
Steve Walgrave	Secretary	woodsven13@gmail.com
Ken Kirkman	Treasurer	kenpegkirkman@gmail.com
Dale Larson	Program Director	woodbowl@frontier.com
Suzanne Jensen	Past President	suzannejensen@bellsouth.net
Gary Borders	At Large	gbborders@comcast.net
Joyce Botsch	At Large	joycebotsch@comcast.net
Kathleen Duncan	At Large	woodspinner@gmail.com
Len Otto	At Large	len@honoryourpast.com
Steve Strawn	At Large	strawnsl56@gmail.com
Gerald Stutts	At Large	Gdstutts@sbcglobal.net

MORE ABOUT CASCADE

Cascade Woodturners Association is an Oregon non-profit corporation that is qualified under Section 501(c)(3) of the Internal Revenue Code.

More information about Cascade is available on its website, which is:

CascadeWoodturners.org

In 2023 Cascade expects to meet once a month, except December, at the Wild Lilac Child Development Center, which is located at 3829 SE 74th Avenue in Portland, Oregon. Most meetings are likely to be in-person, but also broadcast on Zoom.

Cascade supports its activities with member dues, which are \$35 a year. You can become a member of Cascade on our website by clicking [here](#). Members receive some benefits that are not available to the general public.

Most recent board meetings:

Cascade held Board meetings on January 3, 2023 and February 23, 2023. Minutes from these meetings are available on the Cascade website, in the 'Members Only' section. **The next Cascade Board meeting is scheduled for April 27, 2023 at 6 PM by Zoom.** If you have topics for the board please contact Secretary Steve Walgrave or President Harvey Rogers.

OUR JUNE DEMONSTRATOR

Our June demonstrator is **Elizabeth Weber**. Here's a bit of information about her:

Born and raised in Tennessee, Elizabeth showed great promise in both the arts and mathematics. She first specialized in engineering, earning an M.S. in civil engineering from the University of Tennessee at Knoxville and working in several engineering jobs. In 2012, she moved to Seattle, WA, and in 2015 decided to nurture her artistic side through woodworking. Her first creations included several pieces of furniture in the Arts & Crafts style, but she eventually turned to smaller objects and now specializes in bowls, spoons, and boxes. Her skills range from natural finish and simple forms to highly carved and painted forms that emulate natural motifs. She is the AAW's 2023 POP Artist Showcase recipient, and teaches woodturning at the Pratt Fine Arts Center in Seattle, WA and the John C. Campbell Folk School in Brasstown, NC. She serves as program director and WiT liaison for her woodturning club.

For Cascade, Elizabeth will be showing how to turn and texture lidded boxes.



AN OPPORTUNITY TO TEACH TURNING

I am reaching out to you because Multnomah Arts Center is looking to hire teachers in woodturning, youth wood shop, and other wood-based workshops in our wood shop.

Our current woodturning instructor, Jerry Harris, is retiring. Classes have been full with waitlists every term, and there is a lot of interest to keep this part of our program continuing.

We also have for decades offered woodworking classes for youth (some with parents - for the very youngest ages), with ages running from 2-18. We are hoping to bring this program back, after being on hold during the pandemic.

Additional opportunities in all wood arts offerings are available, and interested educators are welcome to apply.

Below is the link to the call to educators from the City. We hope to hire instructors for courses beginning this summer and beyond.

<https://www.governmentjobs.com/careers/portlandor/jobs/3850853/recreation-employment-music-and-arts-centers-ages-18-open-continuous>

Nicole Rawlins Adult Visual Arts Coordinator | Multnomah Arts Center
503-823-2787 (MAC Main Office) | 503-823-2280 (Nicole's Desk)

MAURICIO KOLENC'S DEMO

Dale Larson will be hosting Mauricio Kolenc from Uruguay at his shop on Saturday May 27th for an all day demo. Mauricio is stopping in here before heading to AAW Louisville to demonstrate there. The cost for the all day demo will be \$25.

If you plan on attending please call or email Dale so he can get a rough head count. Phone: **503-661-7793** Email: woodbowl@frontier.com

Mauricio describes his all-day demo like this:

I will dedicate a half day to thread chasing and the other half to turning an ogee bowl my way with a small foot. If there is any time left we can do another little project.

Normally I divide my hand thread chasing demonstrations in two:

1) Theory and practice. It includes:

- A little history about threading and hardwood turning:

- Materials used;
- Selection, geometry and preparation of chasers in order to get better results;
- Instructions for turning comfortable handles;
- Maintenance and sharpening. The armrest and allied tools;

The way I use and sharpen the point tool; and,

Practical chasing - the act of threading 2 pieces together.

2) Using threads in boxes, salt shakers and mandrels

The demo will be held at Dale's shop starting at 9 am. Dale's shop is

located at:

5010 SE Regner Rd Gresham

You need to bring your own lunch. Dale's shop is too far from town to get food during the demo.





Northwest Woodturners

Meets on the first Thursday of each month.
The next meeting will be in February 2023.
Northwest's calendar of events is [here](#).



Southwest Washington Woodturners

Meets on the second Thursday of each month.
The next meeting will be in February 2023.



Willamette Valley Woodturners

Meets on the second Thursday.

Willamette Valley Woodturners

THE AAW SYMPOSIUM JUNE 1 - 4, 2023, LOUISVILLE KY

AAW's 37th Annual Woodturning Symposium is the biggest woodturning event in the world and has something for everyone, no matter your experience level. There are several registration options to meet your needs and your budget. **You can save money if you register before May 1, 2023.**

Register by clicking [here](#).

AAW Member Registration

Includes:

- 3 Days with 80 Demonstrations and Panel Discussions
- The Largest Woodturning Trade Show
- Networking & Social Events
- Galleries, Exhibitions & Auctions
- Online access to recorded demonstrations
- Access to AAW Member Benefits

\$355 before May 1, 2023

\$410 after May 1, 2023 and onsite

General Registration

Includes:

- 1-year AAW Membership*
- 3 Days with 80 Demonstrations and Panel Discussions
- The Largest Woodturning Trade Show
- Networking & Social Events
- Galleries, Exhibitions & Auctions
- Online access to recorded demonstrations
- Access to AAW Member Benefits

\$425 before May 1, 2023

\$480 after May 1 and onsite

NEW SPONSOR

Club member **Doug Pizac** has secured an important discount for us at Oregon Carbide Saw in Portland. They specialize in saw blades, equipment knives, router and drill bits, etc., plus the sharpening of them.

In addition to a 10% discount on all sharpening, members can also get 10% off on their bandsaw blades which are custom made in-shop. They do both standard steel and carbide tipped blades. Because they are all custom made to your specifications, turn-around time takes a few days. They do not carry pre-made blade sizes in stock like Woodcraft and Rockler.

Prices are based on the number of teeth, width and length. For example, Doug bought 4-tpi, 3/8" wide, 105" high quality steel blades for less than \$16 each.

OCS is located at 8830 NE Sandy Blvd, Portland, 97220. Just tell them you are with the club. Should you have a problem with the discount, ask for Rachel. She approved it. You can also call in your order to 503/235-8559. They are off I-205 south of PDX airport.



CASCADE'S SPONSORS



Gilmer Wood Company

Gilmerwood.com



Klingspor Abrasives, Inc.

Klingspor.com



Milwaukie Hardwoods LLC

Milwaukiehardwoods.com



ROCKLER

Rockler Woodworking and Hardware

Rockler.com

EST 1928
WOODCRAFT®

Woodcraft Supply LLC

Woodcraft.com



Woodcrafters Woodworking Supplies

Woodcrafters.us

Our club now has copies of this brochure. Please pick some up from Len Otto and distribute them wherever people might like to find out about woodturning in our area.

Three Woodturning Clubs

in the Portland, OR, and Vancouver, WA, areas are ready to welcome new members and those who are interested in our work.



Most of our woods are USA born renewables from downed trees to keep them from becoming firewood whereupon we turn them into useful objects, toys, works of fine art, etc. And because they are made locally, we are not subject to foreign supply chain issues.

Watch local, national and international woodturners demonstrate how they make their works of art in-person.

Basic and advanced classes on turning are available.

